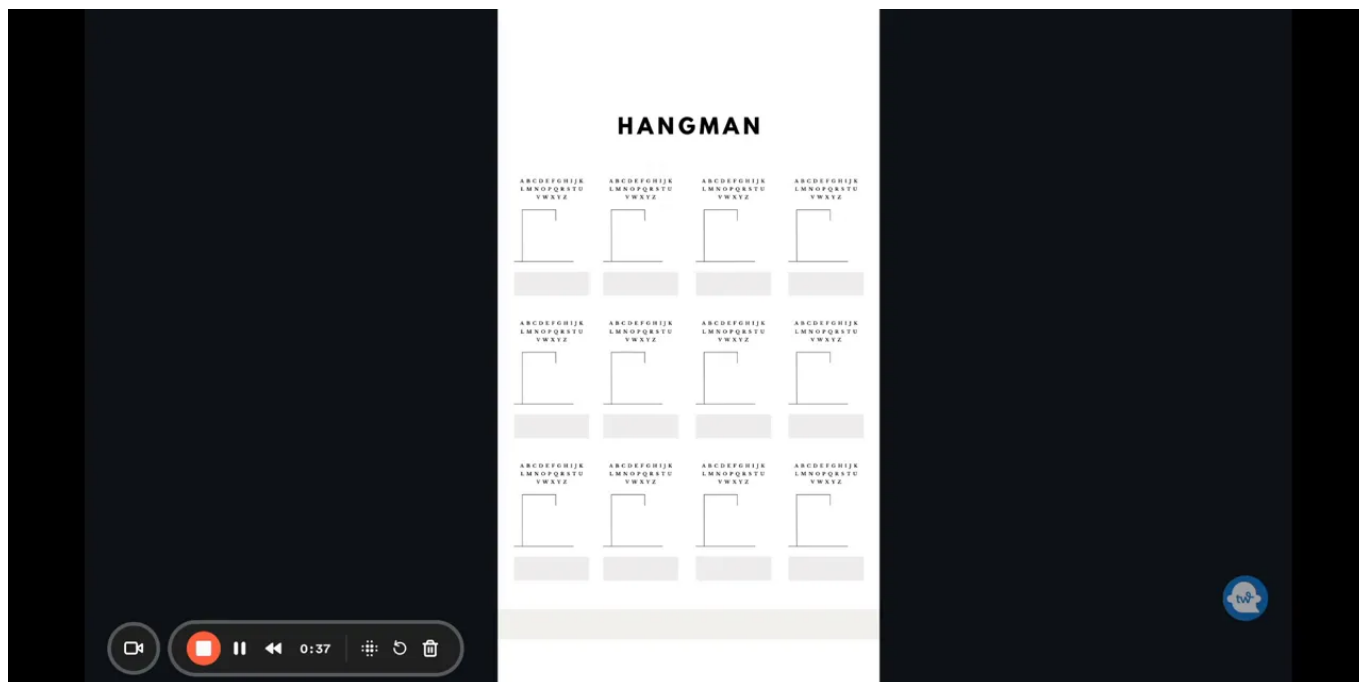


# HANGMAN TEMPLATE FOR WORLD LANGUAGE CLASS

In this post I want to share a quick, low-prep activity that you can use all the time in your language classes: Teaching Languages: Hangman Template. This version of hangman is designed to be instant, easy to set up, and perfect for 5-7 minute review bursts that feel fun rather than tedious.

## Why this hangman template works

Hangman feels old-school, but this version I is especially useful because it's ready-made and pre-printed. That means you can pull it out with very little notice and get straight into practice. The template supports rapid vocabulary review, but more importantly for language teachers, it gives extra exposure to the target-language alphabet in a playful way.

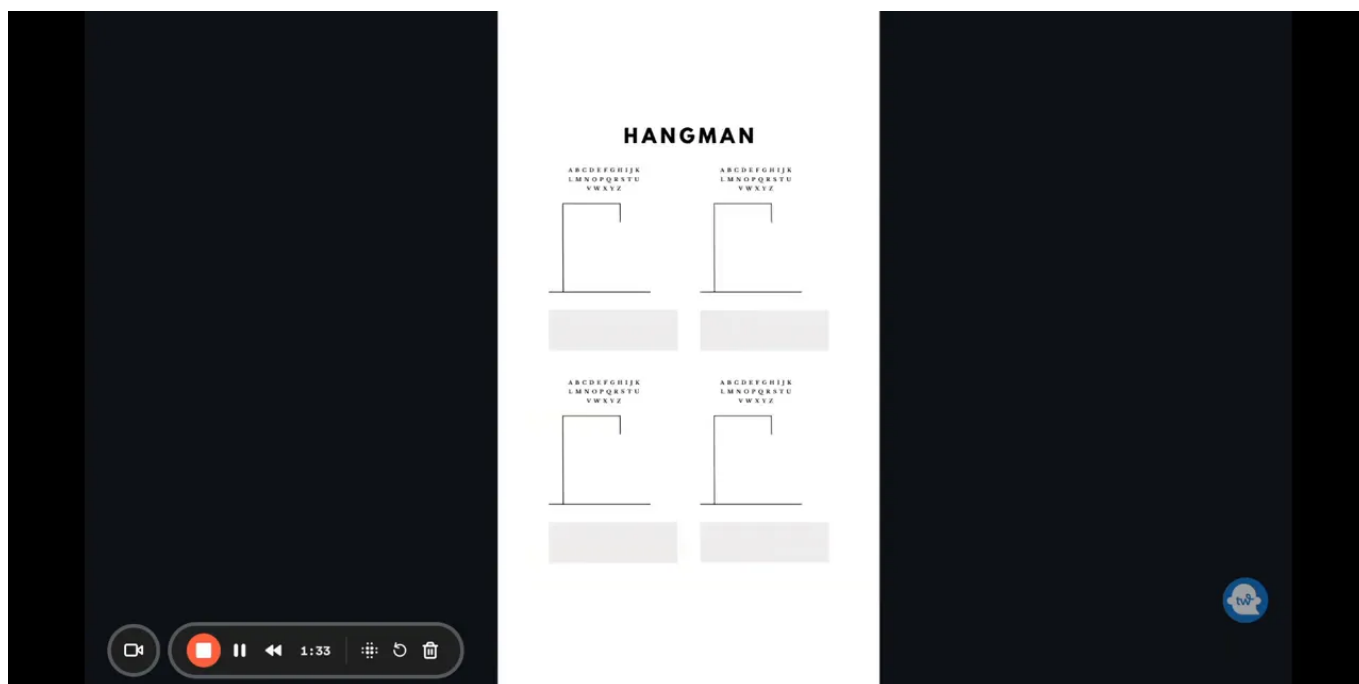


## When to use it

- Five-minute warm-ups before class starts.
- Seven-minute transitions between activities.
- Mini small-group review stations.
- Quick formative checks on letter recognition and spelling.

## How I set it up

I keep a stack of pre-printed templates in the back of my room so students can grab one with just a little notice. You can display the sheet on a board, print it out, or laminate copies so they last. Laminating makes it easy for students to use dry-erase markers and reuse templates again and again.

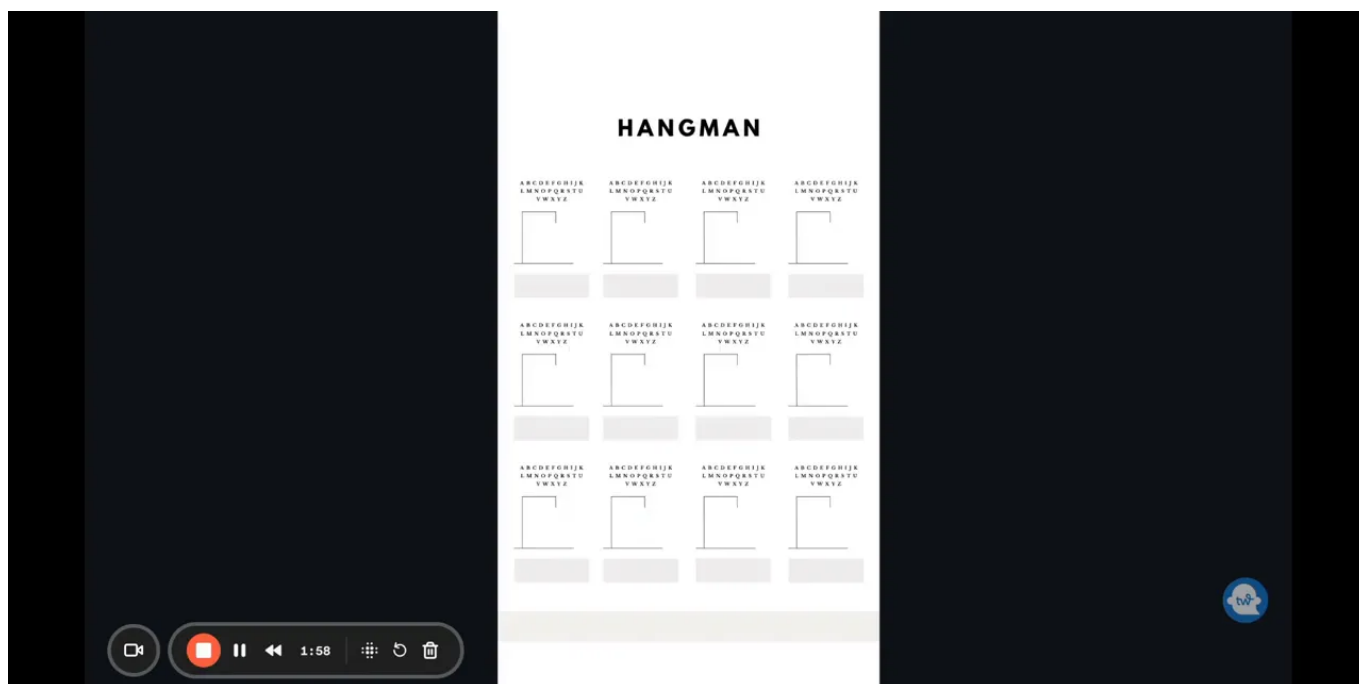


## Practical steps

1. Print or laminate a batch of templates.
2. Place them in a visible spot where students can access them quickly.
3. Explain the rules briefly and set a 5-7 minute timer.
4. Have students play individually or in small groups to guess vocabulary words/letters.

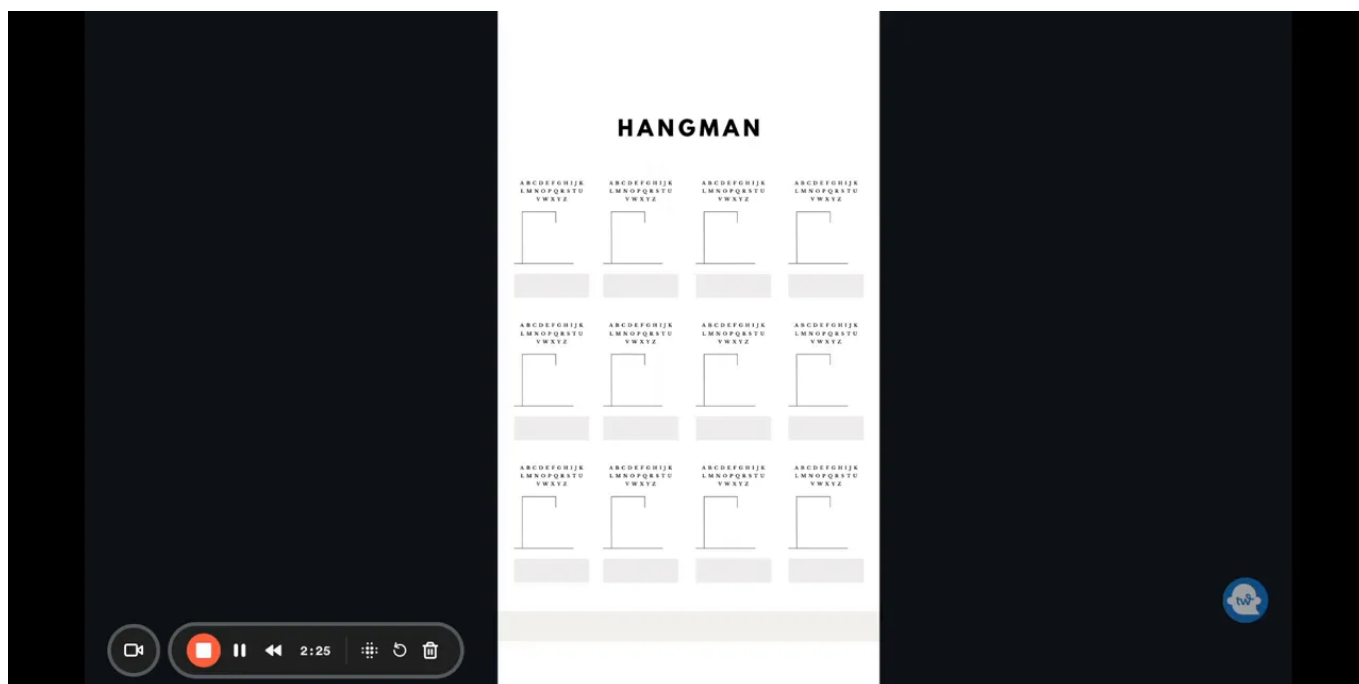
## Using it for different languages

Although this particular example is in English, I have multiple versions in [Spanish](#) and other languages. The template is a flexible tool for reinforcing the target-language alphabet and vocabulary. The more exposure students get to the alphabet and spelling patterns, the more confident they become in reading and writing the language.



## Materials and further access

If you want access to these templates, I include print versions in my book *Building Proficiency for World Language Learners: 100+ High-Impact Activities* (published with Routledge, April 2024). There are also digital options available through [my courses](#) and digital appendices, which make it easy to adapt the templates for any language or level.



## Variations and tips

- Make it thematic: choose vocabulary sets tied to the current unit.
- Use it for letter-sound practice: have students say the sound for each guessed letter in the target language.
- Create team challenges: award points for fastest correct guesses or most correct words in a session.
- Differentiate easily: give beginner groups shorter words and advanced groups longer or less frequent vocabulary.

## Final thoughts

Teaching Languages: Hangman Template is one of those simple tools that pays off quickly in the classroom. It's instant, requires minimal preparation, and gives students meaningful exposure to the alphabet and vocabulary in a low-pressure way. If you try this method—printed and ready for students—let me know how it goes. I'd love to hear your variations and classroom outcomes.